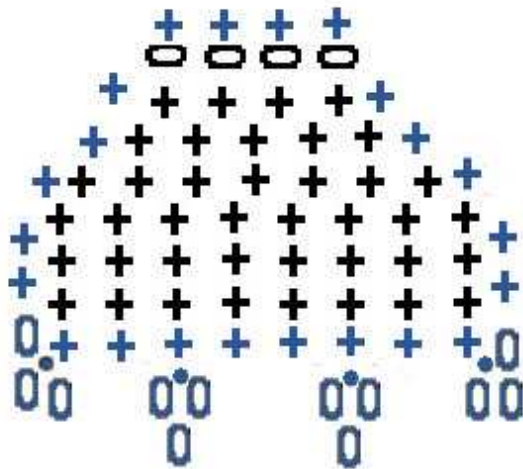


Regenschirm Applikation - umbrella applique



Regenschirm Applikation Häkelschrift - umbrella applique crochet chart



www.aduascriptum.de



Regenschirm Applikation - umbrella applique by [Carmen Rosemann](#) is licensed under a [Creative Commons Attribution-ShareAlike 3.0 Unported License](#).

Notiz - Note:

Crochet umbrella and handle and sew them together.

Attention:





- ch 1 at the beginning of every row of the umbrella.
- Crochet the blue round directly on the last row of the umbrella.

Häkele den Schirm und den Griff und nähe sie zusammen.

Achtung:

- 1 Lm am Anfang jeder Reihe des Schirms.
- Häkele die blaue Runde direkt an die letzte Reihe des Schirms.

Stitch Key - Häkelsymbole

	single stitch (slip st)	Kettmasche (Kettm)
	chain stitch (ch)	Luftmasche (Lm)
	single crochet (sc)	Feste Masche (fM)
	half double crochet (hdc)	Halbes Stäbchen (hStb)
	double crochet (dc)	Stäbchen (Stb)