

## Joyful Crochet Flower



### Instructions

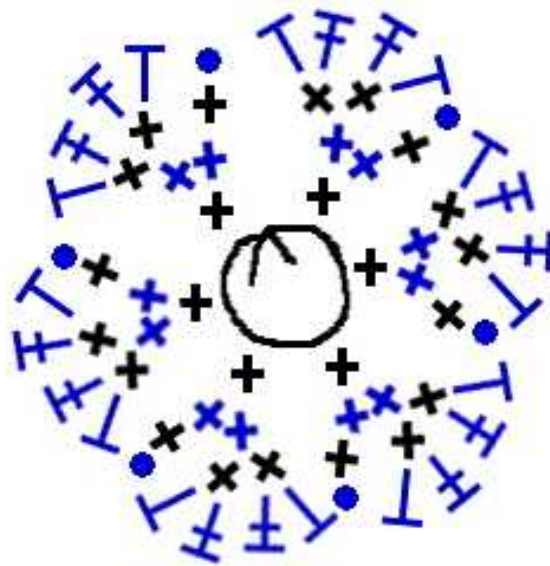
	Basic Flower	stiches
	<i>Work into a magic ring</i>	
Rnd 1	6sc,ss to first sc	6
Rnd 2	2sc in every sc of previous round, ss to first sc	12
Rnd 3	*sc, 2sc* repeat around, ss to first sc	18
Rnd 4	*ss, (hdc,dc),(dc,hdc)* repeat around, ss to first ss <i>work the stitches in () into one stitch of the previous round</i>	30
<i>Finishing</i>	Fasten off, sew in the ends and add one of the embellishments	

[www.mycrochetprojects.com](http://www.mycrochetprojects.com)



Joyful Crochet Flower by [Carmen Rosemann](#) is licensed under a [Creative Commons Attribution-NonCommercial-ShareAlike 3.0 Unported License](#).

## Crochet chart of the Basic Flower



## Embellishments

### The Spiral

- Insert the hook through the middle of the crochet piece and pull a loop of yarn through (the yarn is underneath the crochet piece)
- Insert the hook through another stitch of the first round and pull a loop of yarn through the fabric and the first loop
- Continue this and form a spiral around (about 35sc), finish off and weave in the ends



### Button and Circle

- Add a button to the center of the flower
- Crochet a circle around the button, follow the instruction of „the spiral“- embellishment



[www.mycrochetprojects.com](http://www.mycrochetprojects.com)

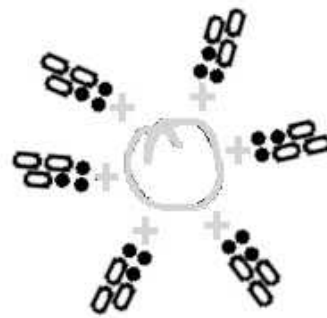



Joyful Crochet Flower by [Carmen Rosemann](#) is licensed under a [Creative Commons Attribution-NonCommercial-ShareAlike 3.0 Unported License](#).

## Ch-Loops



## Picots



The light grey stitches are part of the basic flower. The embellishment is crocheted around the basis of the stitches.

## French knots

- Work with a tapestry needle from beneath through the basic flower
- Wrap the thread two times around the needle and insert it again through the flower
- Add as many dots as you like








[www.mycrochetprojects.com](http://www.mycrochetprojects.com)



Joyful Crochet Flower by [Carmen Rosemann](#) is licensed under a [Creative Commons Attribution-NonCommercial-ShareAlike 3.0 Unported License](#).

## Stitch Key

	chain stitch (ch)
	single stitch (slip st)
	single crochet (sc)
	half double crochet (hdc)
	double crochet (dc)



[www.mycrochetprojects.com](http://www.mycrochetprojects.com)



Joyful Crochet Flower by [Carmen Rosemann](#) is licensed under a [Creative Commons Attribution-NonCommercial-ShareAlike 3.0 Unported License](#).