

## Three little fish - crochet appliques



[www.mycrochetprojects.com](http://www.mycrochetprojects.com)



Three little fish - crochet appliques by Carmen Rosemann is licensed under a [Creative Commons Attribution-NonCommercial-ShareAlike 4.0 International License](https://creativecommons.org/licenses/by-nc-sa/4.0/).

## Instruction little fish:

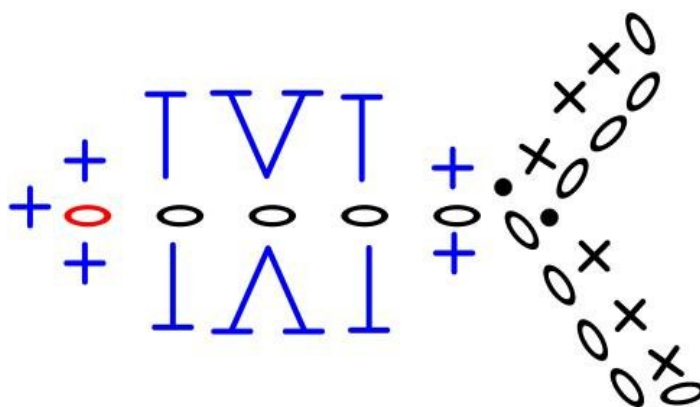


**Beginning:** ch 10

**Round 1** *Tail fin* start in second ch from hook, 3 sc, ss, ch4, skip one ch, 3 sc, ss, ss in the chain with the first ss  
*Body* work in the next four ch: sc, hdc, (2hdc), hdc, 3sc into the first ch, continue on the bottom: hdc, (2hdc), hdc, sc, ss into the first ch.

**Finishing:** Fasten off and sew in the ends.

## Crochet Chart little fish:



[www.mycrochetprojects.com](http://www.mycrochetprojects.com)



Three little fish - crochet appliques by Carmen Rosemann is licensed under a [Creative Commons Attribution-NonCommercial-ShareAlike 4.0 International License](https://creativecommons.org/licenses/by-nc-sa/4.0/).

## Instruction medium fish:



**Beginning:** ch 10

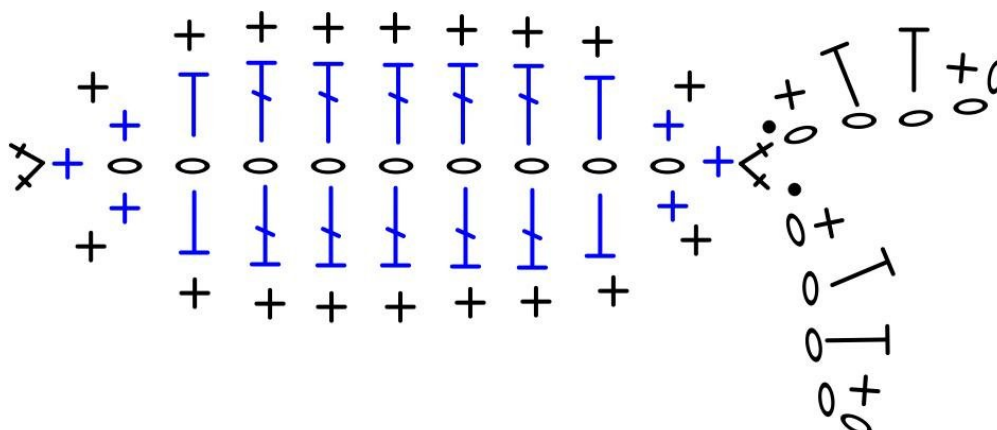
**Round 1** sc in 2<sup>nd</sup> ch from hook, hdc, 5dc, hdc, 3sc into the next (first) ch, continue on the bottom hdc, 5dc, hdc, 2 sc into last ch, ss into first sc

**Note:** Now you can change the color.

**Round 2** **Tail fin** [ch, sc into the second of the three sc of the previous round, ch 5, skip one chain, sc, 2 hdc, sc, ss into the first sc (of this round), sc into the second of the three sc of the previous round ch5, skip one chain, sc, 2 hdc, sc, ss into the first sc] **Body** [sc into each chain of previous round, only 2sc into the front second of the three sc of the previous round, ss into the first sc]

**Finishing:** Fasten off and sew in the ends.

## Crochet Chart medium fish:



## Instruction big fish:

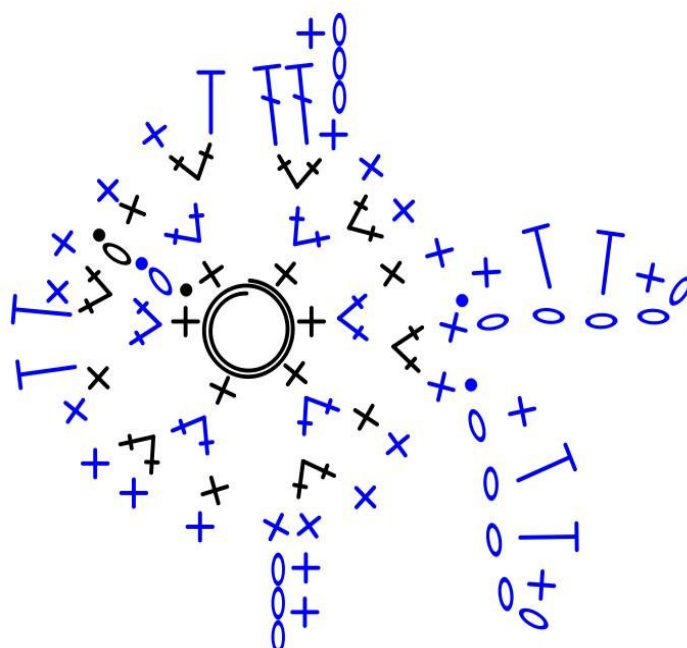


Work into a „magic ring“

- |                |                                                                                                                                                                                                                                                                                                                                                                                                         |    |
|----------------|---------------------------------------------------------------------------------------------------------------------------------------------------------------------------------------------------------------------------------------------------------------------------------------------------------------------------------------------------------------------------------------------------------|----|
| <i>Round 1</i> | 6 sc, ss into first sc                                                                                                                                                                                                                                                                                                                                                                                  | 6  |
| <i>Round 2</i> | ch 1, 2sc in each sc into previous round, ss into first sc                                                                                                                                                                                                                                                                                                                                              | 12 |
| <i>Round 3</i> | ch 1, *2sc, sc* four times, 2sc into next three chains, sc, ss into the first sc                                                                                                                                                                                                                                                                                                                        | 19 |
| <i>Round 4</i> | ch 1, sc, <b>mouth</b> [(sc, hdc), (hdc, sc)], 3sc, <b>lower fin</b> into on sc of previous round ( sc, ch 3, skip one ch, 2sc into next 2 chains, sc), 2sc, <b>first rear fin</b> (sc, ch 5, skip one ch, sc, 2hdc, sc, ss in sc), <b>second rear fin</b> (sc, ch 5, skip one ch, sc, 2hdc, sc, ss in sc), 3sc, <b>dorsal fin</b> [(sc, ch 3, sc in third ch, dc), dc, hdc], 2sc, ss into the first sc |    |

Finishing: Fasten off and sew in the ends.

## Crochet Chart big fish:








[www.mycrochetprojects.com](http://www.mycrochetprojects.com)



Three little fish - crochet appliques by Carmen Rosemann is licensed under a [Creative Commons Attribution-NonCommercial-ShareAlike 4.0 International License](https://creativecommons.org/licenses/by-nc-sa/4.0/).



## Stitch Key

	chain stitch (ch)
	single stitch (slip st)
	single crochet (sc)
	half double crochet (hdc)
	double crochet (dc)



[www.mycrochetprojects.com](http://www.mycrochetprojects.com)



Three little fish - crochet appliques by Carmen Rosemann is licensed under a [Creative Commons Attribution-NonCommercial-ShareAlike 4.0 International License](https://creativecommons.org/licenses/by-nc-sa/4.0/).