

Crochet Butterfly Baby Mobile



Instruction Baby Mobile

- For a mobile you need a ring (wood/ plastic) of 3-4 inch in diameter.
- Crochet single crochet (sc) around.
- Count the stitches, divide the number by eight if you want to attach 8 butterflies. E.g. 96 meshes ($96:8=12$).
- Now crochet on every twelfth stitch (example) chains of different lengths with 5 ch difference.
- Start a new chain each time and crochet chains with 10,15,20,25,30,35,40,45,50,55,60,65 meshes.
- Cut of the yarn and attach a butterfly on each end.

www.mycrochetprojects.com



Crochet Butterfly Baby Mobile by Carmen Rosemann is licensed under a [Creative Commons Attribution-NonCommercial-ShareAlike 4.0 International License](https://creativecommons.org/licenses/by-nc-sa/4.0/).

Instruction Butterfly

Note: To understand this pattern please take a look at the crochet chart below.

Round 1 ch13, sc in second ch from hook, 4sc in the next 4ch, ss in the next ch, ch7, sc in second ch from hook, 5sc in the next 5ch, sc in the next ch of the ch13, ch6, sc in second ch from hook, 4sc in the next 4ch, 5sc in next 5ch of the ch13.

(The end of the first round is in the first ch)

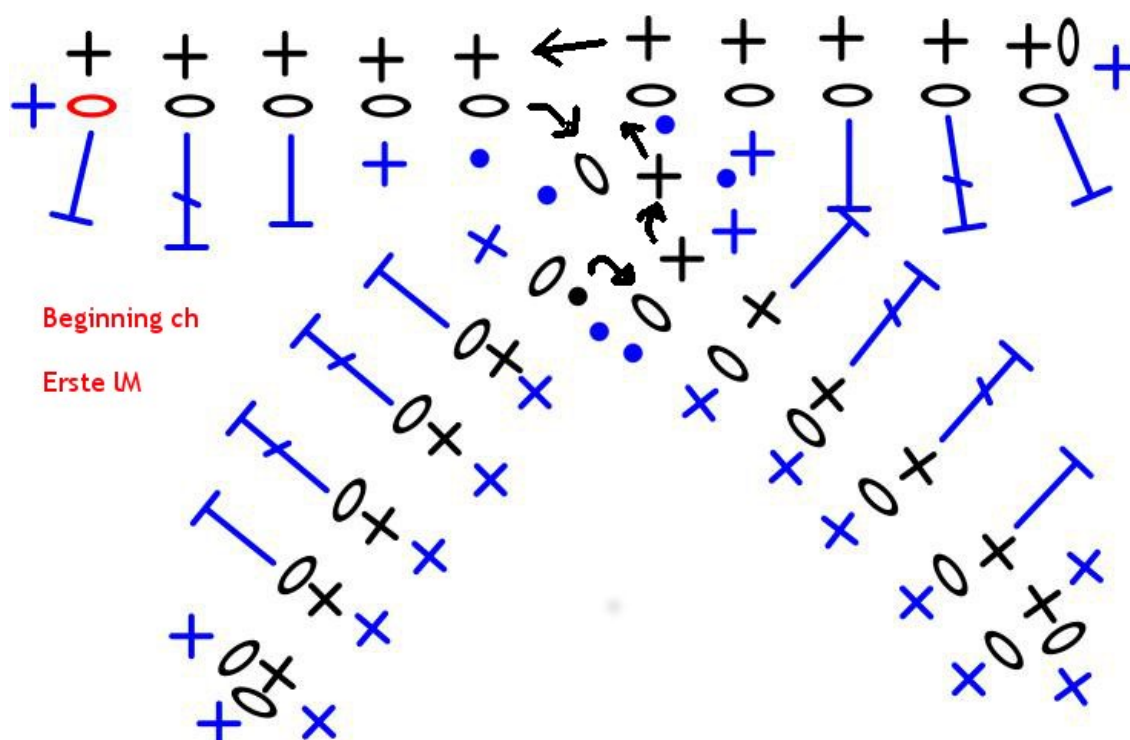
Round 2 Start the 2. Round with (sc,hdc) in the first ch and crochet in each mesh of the previous round one stitch: dc, hdc, sc, 2 ss, sc, hdc, 2 dc, hdc, sc, sc in the tip of the wing, 4sc, 2ss, 5sc, sc in the tip of the wing, sc, hdc, 2 dc, hdc, sc, 2 ss, sc, hdc, dc, hdc, sc in the tip of the wing.

Body In contrast color:






Crochet ch 5 through the middle of the butterfly (the yarn is beneath the fabric, pull the yarn through the meshes), ch11, ss in the first ch (ch10-loop), 10 ch, ss in the first of the 11 ch (ch10-loop).

Finishing: Fasten off and sew in the ends.

Crochet Chart



Stitch Key

	chain stitch (ch)
	single stitch (slip st)
	single crochet (sc)
	half double crochet (hdc)
	double crochet (dc)



www.mycrochetprojects.com



Crochet Butterfly Baby Mobile by Carmen Rosemann is licensed under a [Creative Commons Attribution-NonCommercial-ShareAlike 4.0 International License](https://creativecommons.org/licenses/by-nc-sa/4.0/).